

**For a Free Quote:**

**Web: [EnergyPal.com/solar](http://EnergyPal.com/solar)**

**Call: 1-800-990-3725**

**Email: [contact@energypal.com](mailto:contact@energypal.com)**

# **EnergyPal**

## **Solar Panel Guide Specification Data Sheet**

**Motech Industries Inc.  
XS60CB PERC 300-310  
XS60CB-310**

Also available on the web at  
[EnergyPal.com/motech-industries-inc-solar-panels/xs60cb-310](http://EnergyPal.com/motech-industries-inc-solar-panels/xs60cb-310)



# XS60+SERIES PHOTOVOLTAIC MODULES

PEAK POWER: 300-310 Wp

## FEATURES INCLUDE:

- 60 MOTTECH monocrystalline solar cells connected in series
- Positive power tolerance of 0~3% improves system performance
- Industry-leading module efficiency: maximum efficiency of 18.9%
- Tested up to 5400Pa for maximum load resistance
- Verified resistance against PID effects
- Progressive Power Warranty guarantees 80.2% of rated power at 25 years
- Manufactured globally with world-class quality standards

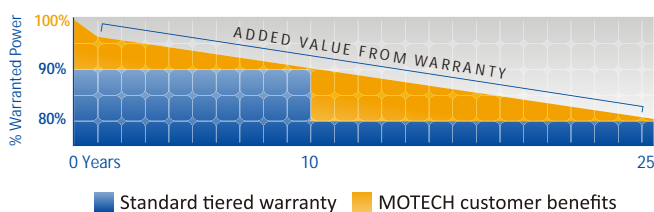


## QUALITY, RELIABILITY, AND KWH YIELD

MOTTECH modules are powered by industry acknowledged high performance, reliable MOTTECH silicon cells. 20 years of experience in solar module engineering and design, along with rigorous durability and performance tests, ensure reliable lifetime performance and maximum kWh yield.

## 25-YEAR PROGRESSIVE WARRANTY\*

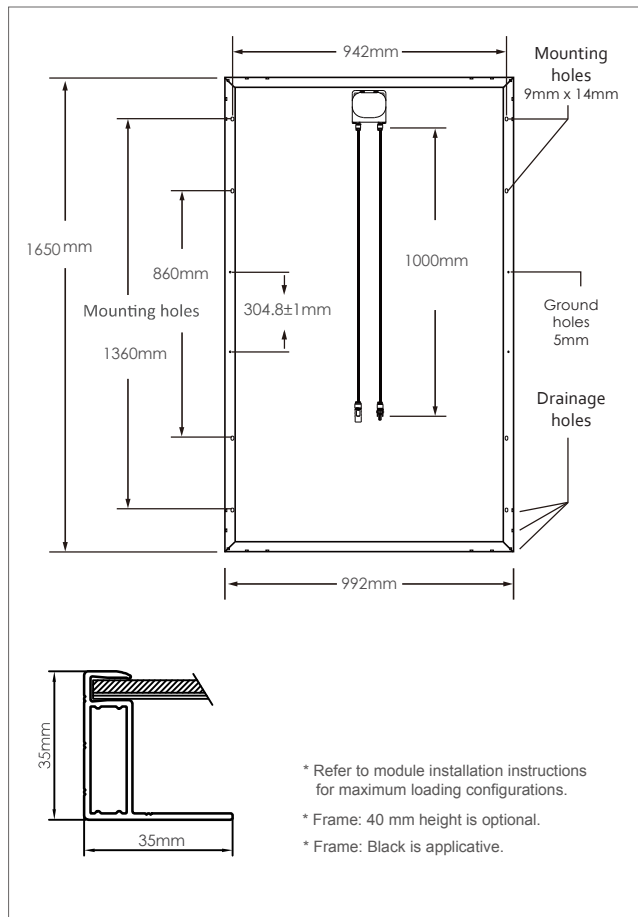
- 25-year progressive power warranty
- 10-year warranty on materials and workmanship



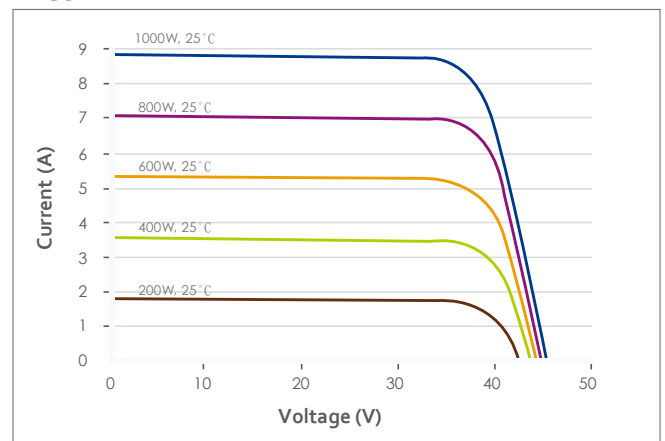
## CERTIFICATIONS & STANDARDS\*



Application Class A  
Safety Class II

**PHYSICAL CHARACTERISTICS**

**PHYSICAL DESIGN PROPERTIES**

Dimension	1650×992×35mm
Weight	18.5 kg±5%
Glass	3.2mm low iron tempered glass with anti-reflective coating
Junction Box	IP67 or above with 3 bypass diodes
Output Cables	Φ4.0mm <sup>2</sup> , 1000mm
Connectors	MC4 Compatible
Packing	31 pcs/ pallet, 868 pcs/ container (40ft HQ)

**IV CURVE**

**ELECTRICAL PERFORMANCE**
**XS60CB-300**
**XS60CB-305**
**XS60CB-310**

Electrical Performance @ STC				
Maximum Power Pmax[Wp]		300	305	310
Max. Power Voltage Vmpp(V)		32.68	32.97	33.26
Max. Power Current Impp(A)		9.18	9.25	9.32
Open Circuit Voltage Voc(V)		38.91	39.05	39.19
Short Circuit Current Isc(A)		9.47	9.50	9.53
Module Efficiency (%)		18.3%	18.6%	18.9%

**ELECTRICAL PERFORMANCE PARAMETERS**

Isc Temperature Coefficient	$\alpha$ (%/°C)	+0.06	Max. Series Fuse	15A
Voc Temperature Coefficient	$\beta$ (%/°C)	-0.33	Max. System Voltage	IEC 1000V
Pmax Temperature Coefficient	$\gamma$ (%/°C)	-0.41	Nominal Operating Cell Temp. (NOCT)	45°C ± 2°C
Efficiency Reduction at 200W/m <sup>2</sup> , 25°C		<5%		

IV parameters are rated at Standard Test Conditions (Irradiance of 1000 W/m<sup>2</sup>, AM 1.5, cell temperature 25°C). All measurements are guaranteed at the laminate leads. NOCT is measured at 800 W/m<sup>2</sup>, 20°C ambient, and 1 m/s windspeed. Specifications are subject to change without notice. Motech reserves the rights of final interpretation and revision on this datasheet.

**DOC18TW053 Rev A Oct 2018**