

**For a Free Quote:**

Web: **EnergyPal.com/solar**

Call: **1-800-990-3725**

Email: **contact@energypal.com**



**Solar Panel Guide  
Specification Data Sheet**

**Motech Industries Inc.**

**XS72CB 360-375**

**XS72CB 375**

Also available on the web at  
[EnergyPal.com/motech-industries-inc-solar-panels/xs72cb-375](http://EnergyPal.com/motech-industries-inc-solar-panels/xs72cb-375)



**XS72CB** PHOTOVOLTAIC MODULES

# XS72+ SERIES PHOTOVOLTAIC MODULES

PEAK POWER: 360-375 Wp

## FEATURES INCLUDE:

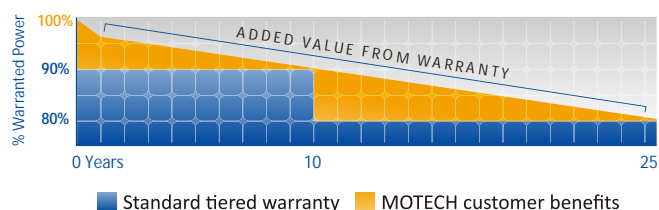
- 72 monocrystalline solar cells connected in series
- Positive power tolerance of 0~3% improves system performance
- Industry-leading module efficiency: maximum efficiency of 19.23%
- Tested up to 5400Pa for maximum load resistance
- Verified resistance against PID effects
- Progressive Power Warranty guarantees 80% of rated power at 25 years
- Manufactured globally with world-class quality standards

## QUALITY, RELIABILITY, AND KWH YIELD

MOTeCH modules are powered by industry acknowledged high performance, reliable silicon cells. 20 years of experience in solar module engineering and design, along with rigorous durability and performance tests, ensure reliable lifetime performance and maximum kWh yield.

## 25-YEAR PROGRESSIVE WARRANTY\*

- 25-year progressive power warranty
- 10-year warranty on materials and workmanship

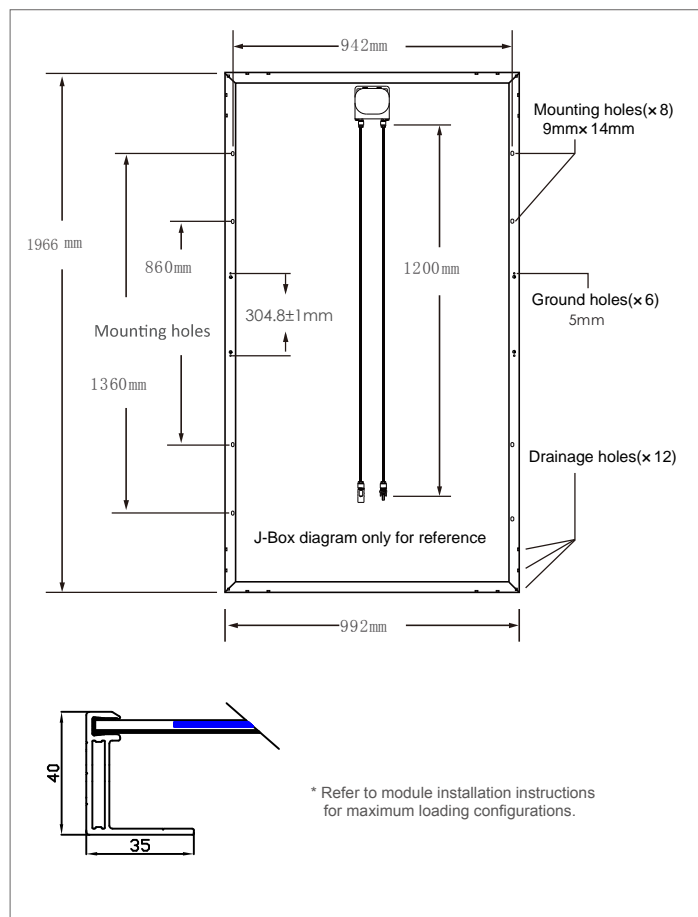


## CERTIFICATIONS & STANDARDS\*



Application Class A  
Safety Class II

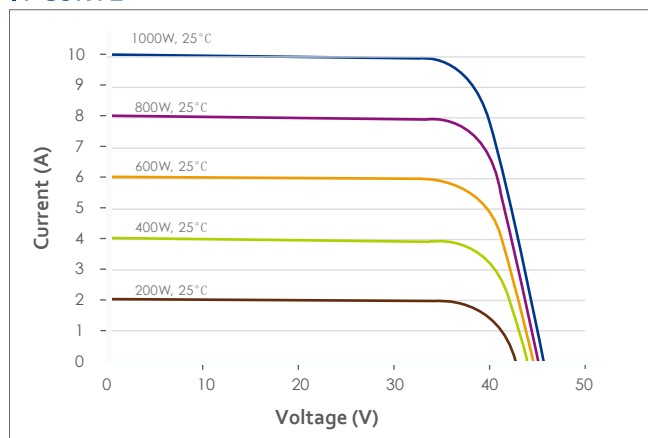
## PHYSICAL CHARACTERISTICS



## PHYSICAL DESIGN PROPERTIES

Dimension	1966×992×40mm
Weight	23 kg±5%
Glass	3.2mm low iron tempered glass with anti-reflective coating
Junction Box	IP67/IP68 with 3 bypass diodes
Output Cables	Φ4.0mm <sup>2</sup> ,1200mm
Connectors	MC4 Compatible
Packing	27 pcs/ pallet, 594 pcs/ container (40ft HQ)

## IV CURVE



## ELECTRICAL PERFORMANCE

XS72CB-360

XS72CB-365

XS72CB-370

XS72CB-375

Electrical Performance @ STC					
Maximum Power Pmax[Wp]		360	365	370	375
Max. Power Voltage	Vmpp(V)	39.43	39.63	39.83	40.02
Max. Power Current	Impp(A)	9.13	9.21	9.29	9.37
Open Circuit Voltage	Voc(V)	48.52	48.82	49.12	49.42
Short Circuit Current	Isc(A)	9.67	9.73	9.79	9.85
Module Efficiency (%)		18.46%	18.72%	18.97%	19.23%

## ELECTRICAL PERFORMANCE PARAMETERS

Isc Temperature Coefficient	α (%/°C)	+0.06	Max. Series Fuse	15A
Voc Temperature Coefficient	β (%/°C)	-0.33	Max. System Voltage	IEC 1000V
Pmax Temperature Coefficient	γ (%/°C)	-0.41	Nominal Operating Cell Temp. (NOCT)	45°C ± 2°C
Efficiency Reduction at 200W/m <sup>2</sup> , 25°C		<5%		

IV parameters are rated at Standard Test Conditions (Irradiance of 1000 W/m<sup>2</sup>, AM 1.5, cell temperature 25°C). All measurements are guaranteed at the laminate leads. NOCT is measured at 800 W/m<sup>2</sup>, 20°C ambient, and 1 m/s windspeed. Specifications are subject to change without notice. Motech reserves the rights of final interpretation and revision on this datasheet.

DOC18TW055 Rev A Oct 2018