

For a Free Quote:

Web: EnergyPal.com/solar

Call: 1-800-990-3725

Email: contact@energypal.com

EnergyPal

Solar Panel Guide Specification Data Sheet

Yashin Industrial Development Co., Ltd

YSP270P-60(BL)

YSP265P-60(BL)

Also available on the web at

EnergyPal.com/yashin-industrial-development-co-ltd-solar-panels/ysp265p-60-bl

YASHIN High Efficiency 60 Solar Cells 245W-270W



Features:



0 to +5W positive tolerance power



Module certified to withstand high snow loads, up to 5400Pa



Advanced glass and solar cell surface texturing allow for excellent performance in low-light environments



Anodized aluminum frame improving corrosion resistance



Our IP67 rated junction box improves module performance and stability



YASHIN introduces the new generation of solar modules. Providing more power by utilizing high efficiency solar cells. Their outstanding performance on energy yield helps our customers to maximize returns on investment specially on grid tie applications.



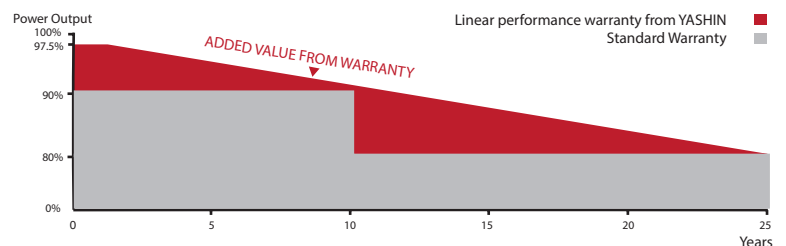
YASHIN solar modules are manufactured according to IEC standards. Each module goes to a strict quality verification through an EL testing process. The EL tester works like a X-ray scanner that immediately exposes every possible hidden defect in the solar panel. This way you can get a crystal clear picture of the good operation of the solar panel.



Our solar modules are designed to offer worry free used in the harshest climates. For example, the strong and robust 40mm frame allows installation in multiple configurations, making an easy, safe and faster installation in harshest climates. The water drains holes prevent frame breakage due to freezing temperatures.



We provide a 10 years material and workmanship guarantee for our solar modules. In addition, 90% power output guarantee for 10 years and 80% power output guarantee for 25 years of the modules life are provided.



www.yashinhk.com

245-270W 156MM 60 Series

ELECTRICAL CHARACTERISTICS (STC*)

Model No. (YSP-XXXP-60)	245W	250W	255W	260W	265W	270W
Maximum Power at STC(Pmax)	245W	250W	255W	260W	265W	270W
Maximum Power Voltage(Vmp)	30.2V	30.5V	30.7V	30.9V	31.1V	31.3V
Maximum Power Current(Imp)	8.12A	8.20A	8.31A	8.42A	8.53A	8.66A
Open Circuit Voltage(Voc)	37.4V	37.6V	37.8V	38.1V	38.3V	38.5V
Short Circuit Current(Isc)	8.62A	8.72A	8.86A	8.98A	9.12A	9.22A
Module efficiency(%)	15.06	15.37	15.67	15.98	16.29	16.60
Maximum System Voltage(V)	1000V DC(IEC)					
Maximum Series Fuse Rating(A)	15A					
Power Tolerance(%)	0~+3%					
NOCT	45±2 °C					
Pmax Temperature Coefficient	-0.42%/°C					
Voc Temperature Coefficient	-0.32%/°C					
Isc Temperature Coefficient	0.06%/°C					
Storage Temperature	From -40 to +60 °C					
Operating Temperature	From -40 to +85 °C					

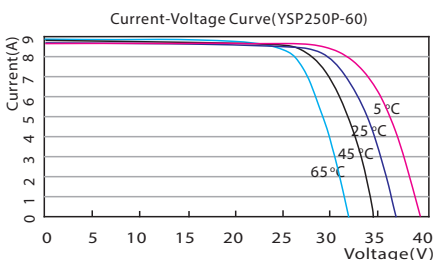
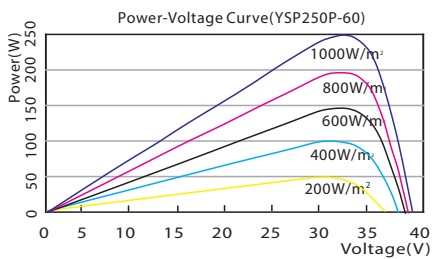
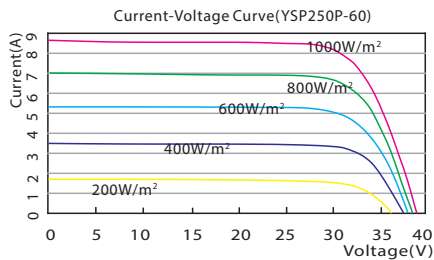
* STC(Standard Test Condition):Irradiance 1000 w/m², module temperature 25 °C, AM 1.5

Best in Class AAA solar simulator (IEC 60904-9) is used, with power measurement uncertainty within ±3%

PACKING CONFIGURATION

Packing Quantity	26pcs/carton
Quantity / pallet	52pcs/pallet
Loading Capacity	312pcs/20ft, 784pcs/40HQ

I-V CURVES



MECHANICAL CHARACTERISTICS

Solar Cells	60(6x10) Polycrystalline silicon Solar Cells 156 x 156mm
Front Glass	3.2mm(0.13in) high-transmission tempered glass
Encapsulant	EVA(Ethylene-Vinyl Acetate)
Frame	Double-layer anodized aluminium alloy
Junction Box	IP67 rated,with serviceable bypass diodes
Cables	UV resistant solar cable, 1050mm(41.34in)-section 4.0mm ² (12AWG)
Connectors	MC4 compatible connectors
Dimensions(L x W x H)	1640 x 992 x 40 mm(64.57 x 39.06 x 1.57 in)
Weight	18.5Kg(40.8 lbs)
Max. Load	Wind Load: 2400Pa / Snow Load: 5400Pa

ENGINEERING DRAWINGS (mm/inch)

